

Quantity Surveying





‘WelTec provided a learning environment that made students feel like they really mattered – they were flexible and understood that life happens. The whānau support was incredible and the team felt like the aunties and uncles that you know.’

Fiona



Quantity Surveying & Architectural Technology



Founder of Hapū Housing Solutions

Where did your passion for the built environment start?

I saw the housing crisis in Aotearoa getting worse and worse and a lot of Māori displaced in the community as a result. I used to be a property coordinator, so I was in a position where I understood the industry and I knew I had to do something.

I knew change had to happen right at the beginning of the house creation process which is where quantity surveying and architectural technology come in.

What does a quantity surveyor do?

Quantity surveyors manage the finances for construction projects. We calculate budgets based on clients' requirements and prepare estimates to ensure budgets are sufficient for each stage of construction.

At WelTec I learnt a range of skills like how to create preliminary cost estimates and cost plans, how to administer contracts and measure and manage quantities of resources, how to prepare construction projects and so much more.

What was your study experience like at WelTec?

WelTec provided a learning environment that made students feel like they really mattered – they were flexible

and understood that life happens. The whānau support was incredible and the team felt like the aunties and uncles that you know.

I also have to credit the talented tutors – they know a lot about the industry which was really key to my success.

What is your business Hapū Housing Solutions all about?





We are focused on creating affordable housing solutions for Māori to return to their whenua. Hapū Housing Solutions takes a holistic approach by looking at ways beyond housing to create a financially feasible ecosystem for Māori to exist iFollow the QR code below to read the full story.

What did you learn at WelTec that helps you in your job today?

The most important thing I learnt was to be unashamedly Māori. WelTec allowed me to bring my lived experience into the classroom and have a place inside the built environment whānau which felt really unique.



New Zealand Diploma in Construction (Level 6) Quantity Surveying

 Level 6
 2 years, full-time (part-time options)
 \$7,832 per year (indicative for 2025 intake)
 NZ \$26,000* per year (indicative for 2025 intake)

Study quantity surveying and gain skills that are in high demand. Learn about quantifying projects, estimating building costs, tendering and administering contracts.

Understand building construction and how to prepare a construction project for quantity surveying.

What you will learn

Gain insights to value building works as you develop skills in measuring and managing quantities of resources for cost estimation and preliminary cost plans. Explore career opportunities as a construction or subcontractor quantity surveyor, compliance officer, contract administrator or estimator.

This two-year programme meets the academic requirements of the New Zealand Institute of Building and provides entry as an affiliate member to the New Zealand Institute of Quantity Surveyors.

- Understand building construction
- Develop skills in cost estimation and how to create preliminary cost estimates and cost plans
- Learn how the principles of published data relate to the provision of services for a project
- Measure and manage quantities of resources
- Gain skills in administering contracts and how to value building works
- Know how to prepare a construction project for quantity surveying

Career options

- Quantity surveyor
- Construction quantity surveyor
- Subcontractor quantity surveyor
- Compliance officer
- Contract administrator
- Estimator

Entry requirements

Under 20 years

NCEA Level 2 including 12 credits in mathematics (excluding statistics) and a minimum of 12 literacy credits at NCEA Level 1;

OR

A relevant qualification at NZQF Level 4 or above;

OR

A recognised equivalent.

20+ years

If you're 20 years or over, you may qualify for special admission on this programme. Contact us if you don't meet the Under 20 entry criteria.

Special entry

Special entry may be granted by the Head of School responsible for the programme to an applicant who does not meet all entry requirements, where the Head of School is satisfied the applicant is capable of undertaking the programme of study.

International students

Minimum IELTS (academic) score of 6 with no band score lower than 5.5, or equivalent.

Find your country's [equivalent academic entry requirements here](#)

*For fee exclusions, please see our [terms and conditions](#).

Disclaimer: The information contained in this document is correct at the time of print. Whitireia and WelTec | Te Pūkenga reserves the right to cancel or postpone any of the programmes, and shall not be liable for any claim other than the proportion of programme fees that the cancelled portion bears. Some programmes may be dependent upon formal approval from NZQA (New Zealand Qualifications Authority), TEC (Tertiary Education Commission) funding allocation, and the number of enrolments. As part of the NZQA targeted review of all Level 1-6 New Zealand qualifications, there may still be changes to some programmes starting in 2024. Fees, programmes, entry and selection criteria, and dates, are subject to change. Please check the relevant programme pages at whitireiaweltec.ac.nz for up-to-date information and full entry regulations before applying to enrol. Information regarding English language requirements is available on each course page at whitireiaweltec.ac.nz.

Course selection sheet



Disclaimer: The information contained in this document is correct at the time of print. Whitireia and WelTec | Te Pūkenga reserves the right to cancel or postpone any of the programmes, and shall not be liable for any claim other than the proportion of programme fees that the cancelled portion bears. Some programmes may be dependent upon formal approval from NZQA (New Zealand Qualifications Authority), TEC (Tertiary Education Commission) funding allocation, and the number of enrolments. As part of the NZQA targeted review of all Level 1-6 New Zealand qualifications, there may still be changes to some programmes starting in 2024. Fees, programmes, entry and selection criteria, and dates, are subject to change. Please check the relevant programme pages at whitireiaweltec.ac.nz for up-to-date information and full entry regulations before applying to enrol. Information regarding English language requirements is available on each course page at whitireiaweltec.ac.nz.